

Date: April 25, 2024

To,

**The Manager - Listing
Dept of Corp. Services,
BSE Limited
P.J. Towers, Dalal Street, Fort,
Mumbai – 400 001
Scrip Code: 543593**

**The Manager – Listing
National Stock Exchange of India Ltd.
Exchange plaza, Bandra Kurla Complex
Bandra East
Mumbai – 400 051
Symbol: DBOL**

Dear Sir/Mam,

Sub: Investor Presentation – Q4 FY 2023-24

Please find attached herewith revised Investor Presentation on the performance of the Company for the Quarter and year ended March 31, 2024.

The same is also being uploaded on the website of the Company i.e. www.dhampur.com.

You are requested to take the same on record.

Thanking you

Your Sincerely,
For Dhampur Bio Organics Limited

**Ashu Rawat
Company Secretary & Compliance officer**



Dhampur Bio Organics Limited

A leading integrated sugarcane processing company in India

Q4 & FY24 | Results Presentation

Safe Harbour Statement



This presentation is strictly confidential and may not be copied, published, distributed or transmitted. The information in this presentation is being provided by Dhampur Bio Organics Limited (also referred to as the 'Company'). By attending the meeting where this presentation is being made or by reading the presentation materials, you agree to be bound by following limitations:

The information in this presentation has been prepared for use in presentations by the Company for information purposes only and does not constitute, or should be regarded as, or form part of any offer, invitation, inducement or advertisement to sell or issue, or any solicitation or initiation of any offer to purchase or subscribe for, any securities of the Company in any jurisdiction, including the United States and India, nor shall it, or the fact of its distribution form the basis of, or be relied on in connection with, any investment decision or any contract or commitment to purchase or subscribe for any securities of the Company in any jurisdiction, including the United States and India. This presentation does not constitute a recommendation by the Company or any other party to sell or buy any securities of the Company.

This presentation and its contents are not and should not be construed as a prospectus or an offer document, including as defined under the Companies Act, 2013, to the extent notified and in force) or an offer document under the Securities and Exchange Board of India (Issue of Capital and Disclosure Requirements) Regulations, 2009 as amended.

This presentation and its contents are strictly confidential to the recipient and should not be further distributed, re-transmitted, published or reproduced, in whole or in part, or disclosed by recipients directly or indirectly to any other person or press, for any purposes. In particular, this presentation is not for publication or distribution or release in any country where such distribution may lead to a breach of any law or regulatory requirement. No person is authorized to give any information or to make any representation not contained in or inconsistent with this presentation or and if given or made, such information or representation must not be relied upon as having been authorized by us. Receipt of this presentation constitutes an express agreement to be bound by such confidentiality and the other terms set out herein. Any failure to comply with this restriction may constitute a violation of applicable securities laws.

No representation or warranty, express or implied, is made as to, and no reliance should be placed on, the fairness, accuracy, completeness or correctness of the information or opinions contained in this presentation. Neither the Company nor any of its affiliates, advisors or representatives shall have any responsibility or liability whatsoever (for negligence or otherwise) for any loss howsoever arising from any use of this presentation or its contents or otherwise arising in connection with this presentation. The information set out herein may be subject to updating, completion, revision, verification and amendment and such information may change materially. This presentation is based on the economic, regulatory, market and other conditions as in effect on the date hereof. It should be understood that subsequent developments may affect the information contained in this presentation, which neither the Company nor its affiliates, advisors or representatives are under an obligation to update, revise or affirm.

This presentation contains forward-looking statements based on the currently held beliefs and assumptions of the management of the Company, which are expressed in good faith and, in their opinion, reasonable. Forward-looking statements involve known and unknown risks, uncertainties and other factors, which may cause the actual results, financial condition, performance, or achievements of the Company or industry results, to differ materially from the results, financial condition, performance or achievements expressed or implied by such forward-looking statements. Unless otherwise indicated, the information contained herein is preliminary and indicative and is based on management information, current plans and estimates. Industry and market-related information is obtained or derived from industry publications and other sources and has not been independently verified by us. Given these risks, uncertainties and other factors, recipients of this document are cautioned not to place undue reliance on these forward-looking statements. The Company disclaims any obligation to update these forward-looking statements to reflect future events or developments.

THIS PRESENTATION IS NOT AN OFFER FOR SALE OF SECURITIES IN INDIA OR ELSEWHERE.



Operational Highlights | Q4 & FY24

(Standalone Financials)

Financials
(Q4 FY24)

Revenue
₹ 594.62 Crore
 Inc./Dec.
-35.19%

EBITDA
₹ 87.06 Crore
 Margin
14.64%

PAT
₹ 41.22 Crore
 Margin
6.93%

Segmental
(Q4 FY24)

Sugar
-45.79%
 Revenue Inc./Dec.
 YoY

Bio Fuels & Spirits
-35.19%
 Revenue Inc./Dec.
 YoY

Country Liquor
12.32%
 Revenue Inc./Dec.
 YoY

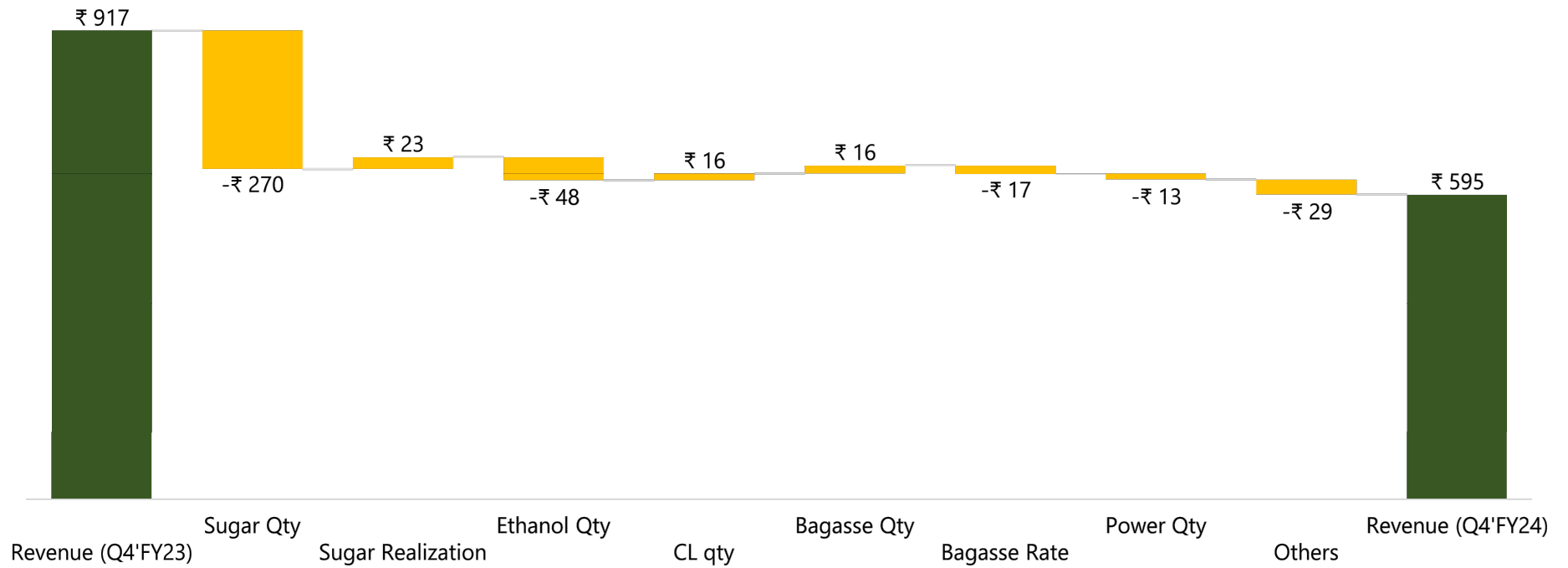
- Lower volumes in both Sugar and Bio Fuels & Spirits segment resulted in lower Revenue from Operations at ₹ 594.62 Crore as compared to ₹ 917.48 Crore in Q4FY23
- There has been an improvement of 204 bps in EBITDA Margins from 12.60% in Q4FY23 to 14.64% in Q4FY24

Financials (FY24)	<p>Revenue</p> <p>₹ 2,361.16 Crore</p> <p>Inc./Dec.</p> <p>-10.85%</p>	<p>EBITDA</p> <p>₹ 161.60 Crore</p> <p>Margin</p> <p>6.84%</p>	<p>PAT</p> <p>₹ 48.82 Crore</p> <p>Margin</p> <p>2.07%</p>
Segmental (FY24)	<p>Sugar</p> <p>-29.40%</p> <p>Revenue Inc./Dec.</p> <p>YoY</p>	<p>Bio Fuels & Spirits</p> <p>-7.52%</p> <p>Revenue Inc./Dec.</p> <p>YoY</p>	<p>Country Liquor</p> <p>115.64%</p> <p>Revenue Inc./Dec.</p> <p>YoY</p>
<ul style="list-style-type: none"> Revenue from Operations declined by 10.85% on account of lower Sugar and Bio Fuels & Spirits segment Revenue, while Country Liquor segment reported a positive performance Adjusted EBITDA Margin stood at 6.98% in FY24 as against 8.04% in FY23, after adjusting for one-off levy expense and one-time income from sale of premises in FY24. Without accounting for the adjustments, EBITDA Margin stood at 6.84% in FY24 			



Revenue Analysis (Q4 FY24 vs Q4 FY23)

(₹ in Crore)

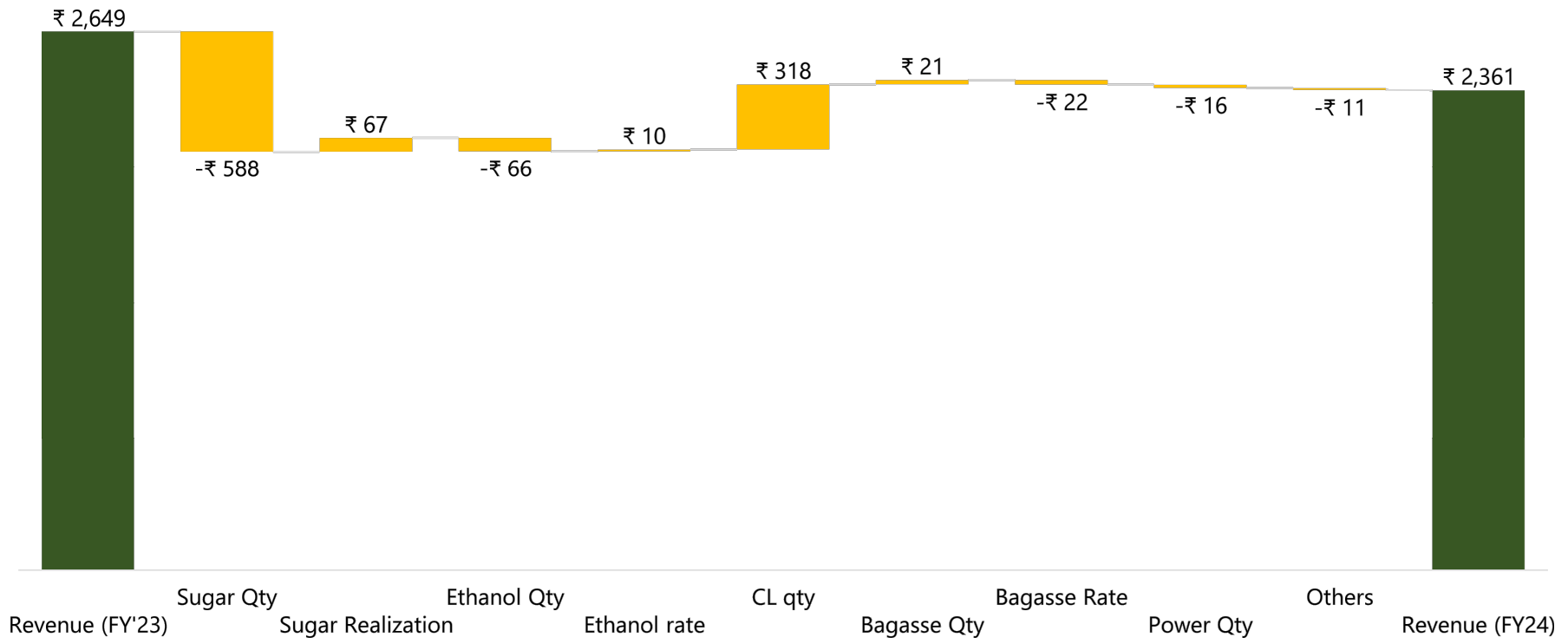


*Others includes other ancillary products



Revenue Analysis (FY24 vs FY23)

(₹ in Crore)

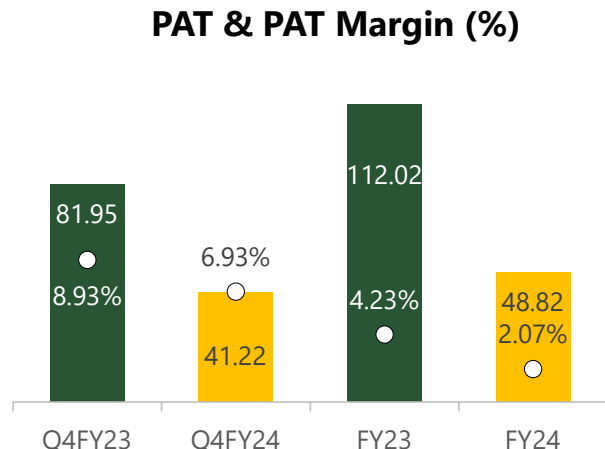
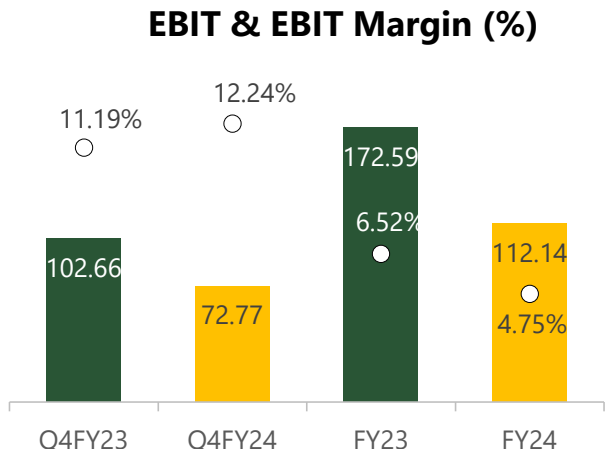
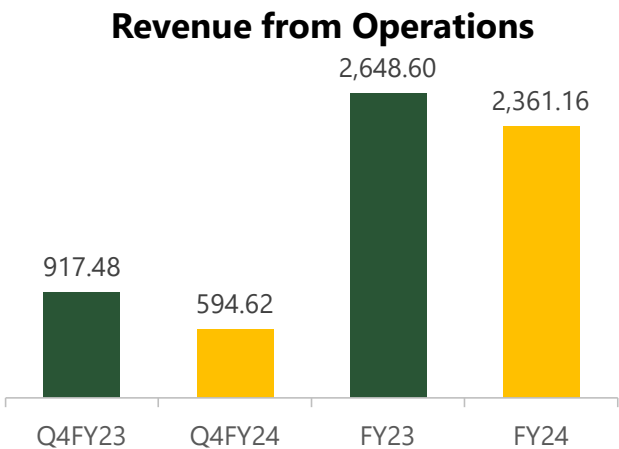


*Others includes other ancillary products

Key Financials – Q4 & FY24



(₹ in Crore)



- There has been a marginal improvement in EBIT Margin in Q4FY24 on account of improved margin profile in Sugar segment
- During the SS 2023-24 there has been an improvement in production of sugar on account of higher recoveries, which was also supported by significantly less diversion of sugarcane to ethanol on account of changes in government policies

Profit & Loss Statement – Q4 & FY24



(₹ in Crore)

Particulars (₹ in Crore)	Q4FY24	Q4FY23	YoY	FY24	FY23	YoY
Revenue from Operations	594.62	917.48	-35.19%	2,361.16	2,648.60	-10.85%
EBITDA	87.06	115.61	-24.70%	161.60	212.91	-24.10%
EBITDA Margin (%)	14.64%	12.60%	204 bps	6.84%	8.04%	-120 bps
Depreciation and Amortization Expense	14.29	12.95	10.35%	49.46	40.32	22.67%
EBIT	72.77	102.66	-29.12%	112.14	172.59	-35.03%
EBIT Margin	12.24%	11.19%	105 bps	4.75%	6.52%	-177 bps
Interest	17.55	12.46	40.85%	45.27	40.74	11.12%
PBT	55.22	94.13	-41.34%	66.87	135.78	-50.75%
PBT Margin (%)	9.29%	10.26%	-97 bps	2.83%	5.13%	-229 bps
PAT	41.22	81.95	-49.70%	48.82	112.02	-56.42%
PAT Margins(%)	6.93%	8.93%	-200 bps	2.07%	4.23%	-216 bps
EPS (₹ / Share)	6.21	12.34	-49.68%	7.35	16.87	-56.43%

- Revenue at ₹ 594.62 Crore in Q4FY24 –
 - Sugar down by 45.79%, at ₹ 437.98 crore, on account of low sugar sales volumes, while realisation per ton has improved during the period
 - Bio Fuels & Spirits, down by 35.19%, at ₹ 98.50 crore on account of lower volumes
 - Country Liquor, up by 12.32%, at ₹ 147.67 crore
- EBITDA Margin reported a slight improvement in Q4FY24 vs. Q4FY23 due to improved margins in the Sugar segment



Segmental Performance | Q4 & FY24

(Standalone Financials)

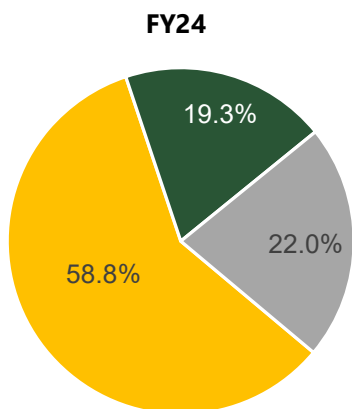
Segment Overview – Q4 & FY24



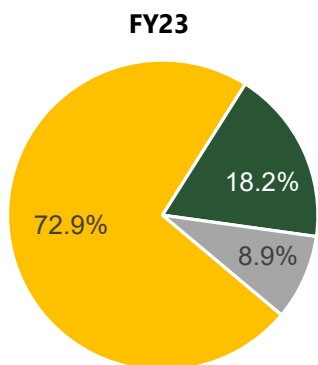
(₹ in Crore)

Revenue Mix

Segment Performance



■ Sugar ■ Bio Fuels & Spirits ■ Country Liquor



■ Sugar ■ Bio Fuels & Spirits ■ Country Liquor

Particulars (₹ in Crore)	Q4FY24	Q4FY23	YoY	FY24	FY23	YoY
Sugar						
Revenue	437.98	807.88	-45.79%	1,590.16	2,252.47	-29.40%
EBIT	67.69	86.35	-21.61%	79.41	101.70	-21.92%
EBIT Margin (%)	15.45%	10.69%	477 bps	4.99%	4.52%	48 bps
Bio Fuels & Spirits						
Revenue	98.50	151.98	-35.19%	521.36	563.76	-7.52%
EBIT	16.28	31.30	-47.99%	56.44	108.90	-48.17%
EBIT Margin (%)	16.53%	20.59%	-407 bps	10.83%	19.32%	-849 bps
Country Liquor						
Revenue	147.67	131.47	12.32%	594.37	275.63	115.64%
EBIT	2.18	0.33	560.61%	9.48	1.31	623.66%
EBIT Margin (%)	1.48%	0.25%	123 bps	1.59%	0.48%	112 bps

Operational Performance – Q4 & FY24



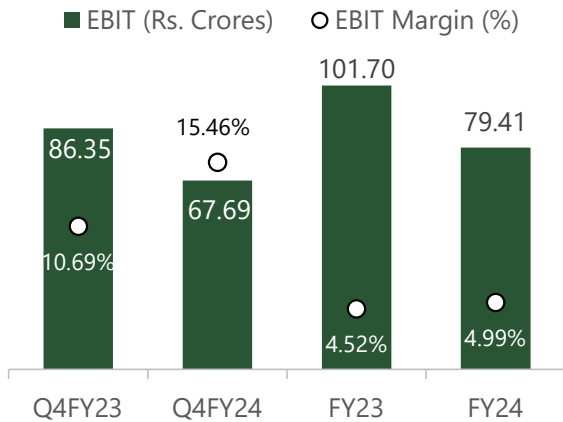
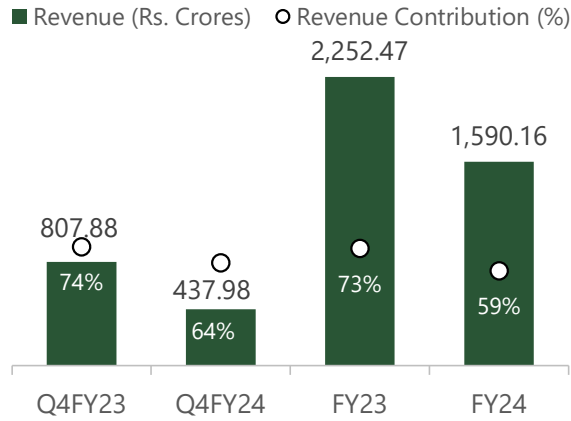
Particulars	UOM	Q4FY24	Q4FY23	FY24	FY23
Sugar					
Sugar Production	Tons	2,37,600	1,97,018	4,23,489	3,50,578
Sugar Sales	Tons	79,818	1,42,503	3,03,414	4,53,144
Avg. Realisation	₹/Ton	38,796	37,357	38,350	36,684
Inventory*	Tons	2,69,459	1,47,108	2,69,459	1,47,108
Valuation Rate *	₹/Ton	34,715	33,929	34,715	33,929
Renewable Energy					
Power Generation	In Mn. Units	134.13	170.23	302.50	345.31
Power Export	In Mn. Units	38.03	75.80	96.81	146.73
Avg. Realisation	₹/Unit	3.44	3.30	3.44	3.30
Bio Fuels & Spirits					
Ethanol Production	Mn BL	22.58	28.14	93.14	98.05
Ethanol Sale	Mn BL	15.01	23.12	82.68	88.52
Avg. Realisation	₹/BL	60.11	61.42	58.81	60.83
Ethanol Stock	Mn BL	7.74	5.54	7.74	5.54
Country Liquor					
Sales	No. of Cases	6,27,495	5,59,266	25,04,325	11,62,009
Avg. Realisation (Net of Excise)	₹/Cases	279.26	251.02	281.51	250.14

* Includes White & Raw sugar

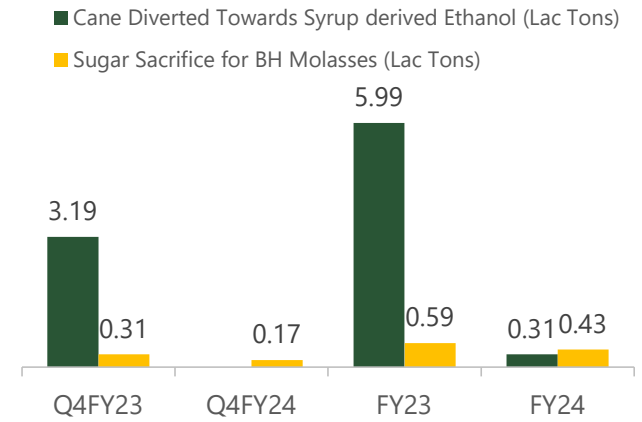
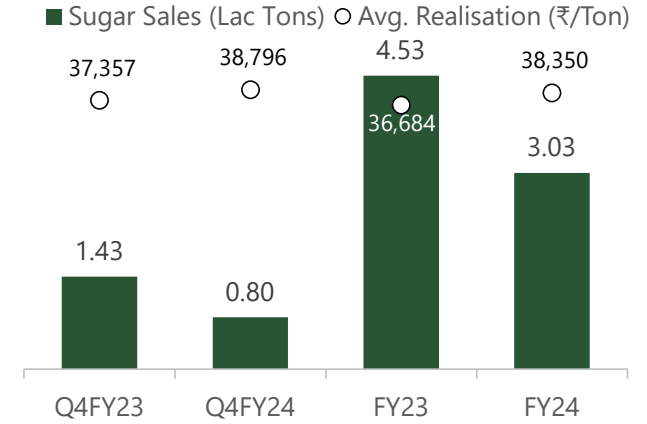
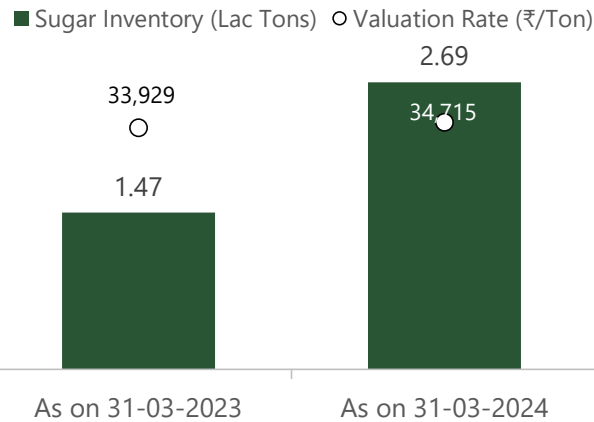
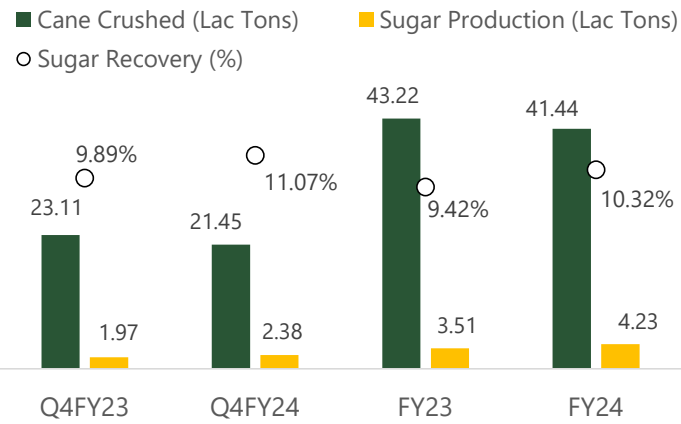
Sugar Segment



Financial



Operational

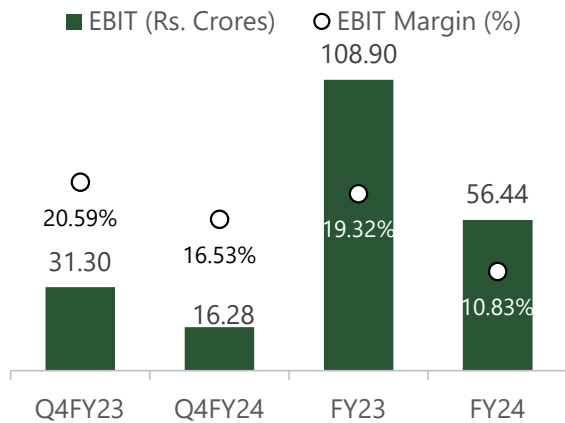
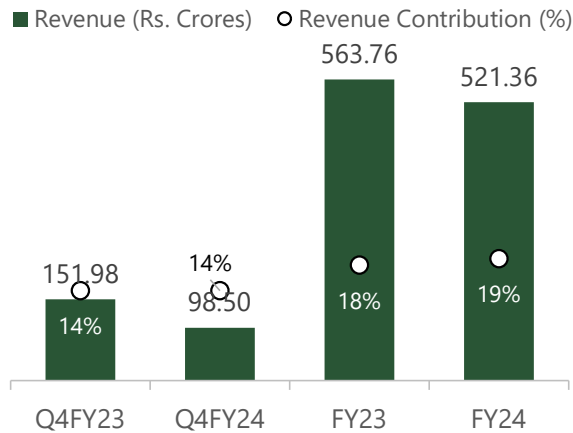


Sales for FY24 includes sugar export of 0.07 lac tons which was exported in Q1FY24

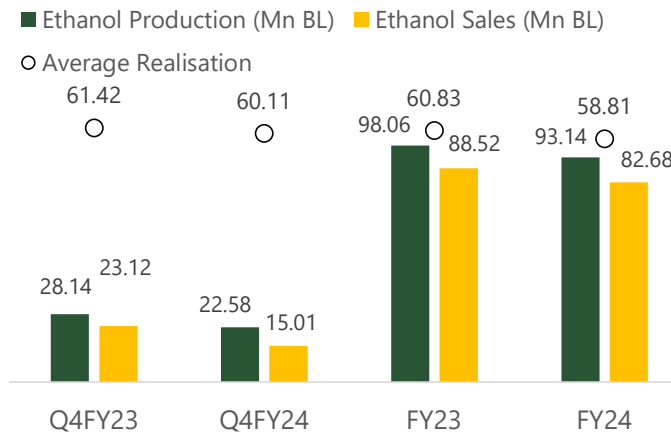
Bio Fuels & Spirits Segment



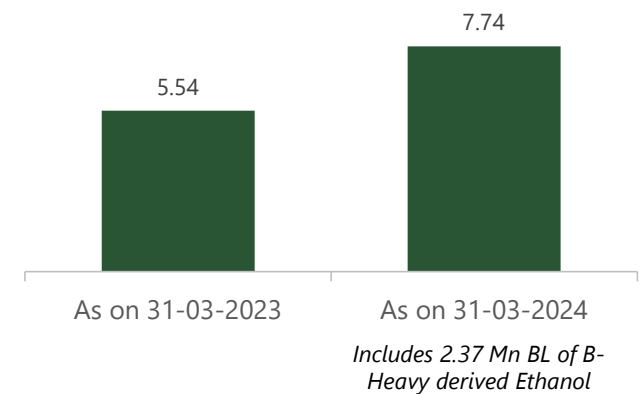
Financial



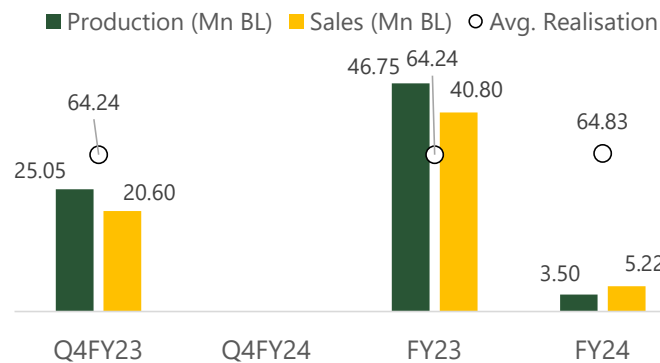
Operational



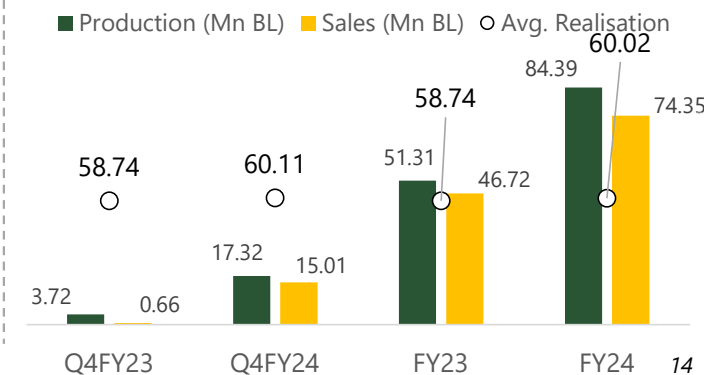
Ethanol Stock (Mn BL)



Syrup Derived Ethanol* (Mn BL)



B Heavy Derived Ethanol (Mn BL)

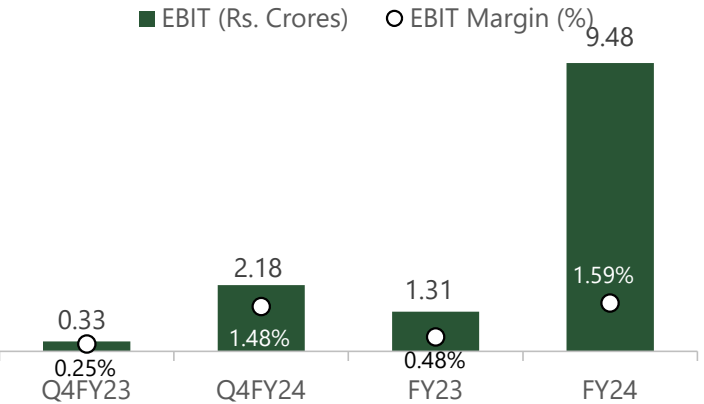
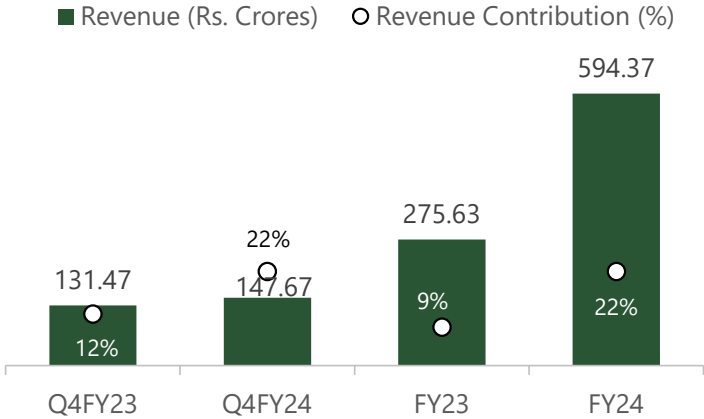


* No diversion of sugarcane towards syrup derived ethanol in Q4 FY24

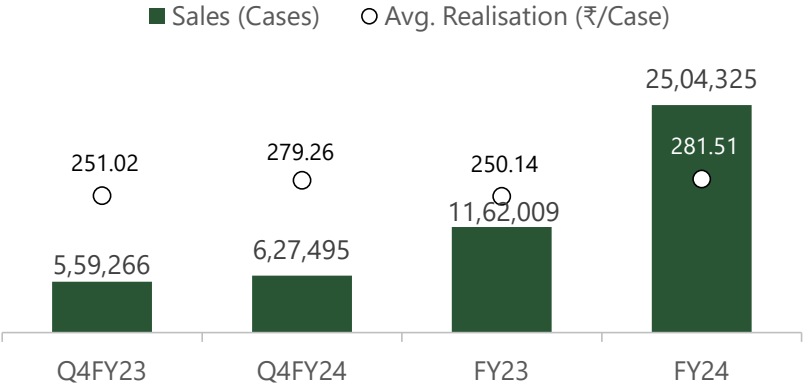
Country Liquor Segment



Financial



Operational



Balance Sheet Highlights



(₹ in Crore)

Long Term Loans

₹241.44 Crores as on
March 31, 2024

₹246.32 Crore as on March 31,
2023

Net Working Capital (Net)

₹804 Crores as on
March 31, 2024

₹460 Crore as on Mar 31, 2023

Long Term Debt : Equity Ratio


0.24 times as on
March 31, 2024

0.25 times as on Mar 31, 2023

- Long term and short-term ratings of the Company assigned at A+ (Outlook-Stable) by Care Ratings
- The Company repaid long term loans of ₹ 78.28 crores during FY24



Company Overview



One of the Leading Sugar Companies

- One of India's leading integrated sugar companies with a growing presence in agri-business and bioenergy
- Operating under two verticals: Sugar (Refined, Raw sugar & Renewable energy), Bio fuels & Spirits (Ethanol, Country Liquor, and organic fertilizers)

Value Added Products and CAPEX

- Value-added pharma-grade sugar, targeted for export and premium domestic institutional sector
- Capex to reduce losses and steam consumption, the addition of CO2 plant, and enhancing ethanol and crushing capacities

Focus on ESG

- Focus on preserving and nurturing natural surroundings through environment-friendly operations & sustained investments in eco-friendly business segments
- Published our 1st Sustainability Report centred around the theme of "Balanced Growth for a Sustainable tomorrow"

Our Capacities



Capacity	Asmoli Plant (District Sambhal)	Mansurpur Plant (District Muzaffanagar)	Meerganj Plant (District Bareilly)	Total Capacity
Sugar				
Sugarcane Crushing (TCD)	12,500*	8,000	9,000*	29,500*
Sugar Refinery (TPD)	1,100	900	-	2,000
Pharma Grade Sugar (TPD)**	700	-	-	700
LQW Sugar (TPD)	-	-	800	800
Bio-Fuels & Spirits***				
Bio-Fuels & Spirits (LPD) on BH Molasses	3,12,500	-	-	3,12,500
Country Liquor (IMIL)				
Domestic Spirits (Million cases per year)	4.2	-	-	4.2
Power				
Renewable Energy (MW)	43.5	33	19	95.5
Carbon Dioxide (CO2) (TPD)	80	-	-	80

* Expanded capacities of Asmoli (9,000 TCD to 12,500 TCD) and Meerganj (5,000 TCD to 9,000 TCD) Units are commissioned and operational from November 2023

** Pharma-grade sugar - approved by Food Safety & Drug Administration authority

*** Conversion of part of existing distillery (1,00,000 LPD) into dual feed i.e. molasses and grain based distillery

Strong Leadership Team



Vijay Kumar Goel, Chairman

The promoter of the undivided company and on the Board since 1960. Has been the President of the ISMA and the Indian Sugar Export Corporation. With over 65 years of experience in the sugar industry, Vijay has spearheaded several technological innovations in the industry



Ashwani Kumar Gupta, Vice Chairman

CA with over 40 years of experience in finance, treasury management and capital markets. He has been associated with the Company for over 40 years. Ashwani is a Government nominee on the Boards of Joint Sector Companies and the RBI nominee on the Board of various Banks.



Gautam Goel, Managing Director

The promoter of the undivided company and was on the Board since 1994. He has been the President of the ISMA and Indian Sugar Export Corporation. Gautam has led teams in expanding operations and capacities of the Company. Focused on value-addition, which included pioneering the production of refined sugar in India.

Sandeep Kumar, COO & Whole-time Director

He joined the engineering team of the Company in 1980 and over 40 years of experience in operations, projects & administration

Bindu Vashist Goel, Non-Executive Director

Bindu is a promoter of the Company. She is a qualified lawyer and has spearheaded Company's CSR endeavours in education and supports our efforts to achieve diversity in the workplace

Ruchika Amrish Mehra Kothari, Independent Director

Ruchika has over 30 years of experience in the woollen textile industry. She has domain knowledge in purchase and import of wool, conversion and marketing and exports of finished yarn

Vishal Saluja, Independent Director

Vishal has over 20 years of experience as a fund manager. He founded and successfully managed 2 healthcare focused hedge funds in the USA.

Samir Thukral, Independent Director

Samir has been involved since 1982 in commodity trading with a focus on sugar. Samir has domain expertise in Sugar trading which includes logistics and the international sugar futures market.

Kishor Shah, Independent Director

Kishor is a CA with domain expertise in the sugarcane processing industry. He was a Director and CFO of a leading sugar company in India from 1994 to 2015

Our Certifications



Certificate of Drug Formulation Approval

Dhampur Bio Organics Limited, Unit-Asmoli Division Sugar has been granted licence(s) to manufacture Pharmaceutical Grade Sugar Quality ICUMSA below 45 conforming to I.P./B.P./U.S.P specification.



ISO 9001:2015

Dhampur Bio Organics Limited, Unit-Mansurpur has been certified with ISO 9001:2015 for manufacturing of Refined White Sugar.



ISO 14001:2015

Dhampur Bio Organics Limited, Unit-Mansurpur has been certified with ISO 14001:2015 for manufacturing of Refined White Sugar.

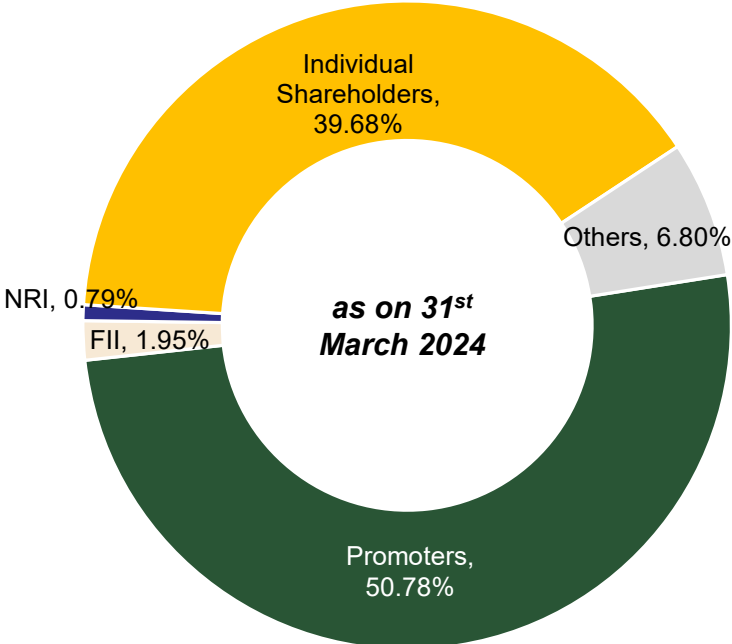


Food Safety System Certification FSSC 22000

Dhampur Bio Organics Limited, Unit-Mansurpur has been certified with FSSC 22000 for manufacturing of Refined Sugar.



Shareholding Structure



Shareholder Information as on 31st March 2024

BSE Ticker	543593
NSE Symbol	DBOL
Market Cap (in Rs. Crores)	765.12
% Free- float	49.22%
Free Float Market Cap (in Rs. Crores)	376.59
Shares Outstanding (Crores)	6.64
3M ADTV (Shares)	2,50,823
3M ADTV (in Rs. Crores)	3.45
Industry	Sugar



Industry Dynamics

Domestic Sugar Balance Sheet (Mn Tons)			
S. No	Particulars	SS 2022-23	SS 2023-24 (P)
a)	Opening Stock as on 1 st October	7.00	5.57
b)	Production during the Season net off diversion	32.82	32.00
c)	Imports	0.00	0.00
d)	Total Availability	39.82	37.57
e)	Off-take		
	i) Internal Consumption	27.85	28.50
	ii) Exports	6.40	0.00
	Total Off-take	34.25	28.50
f)	Closing Stock as on 30 th September	5.57	9.07
g)	Diversion for Ethanol	3.80	2.00

- Govt of India has increased Fair and Remunerative Price (FRP) of Sugar cane by Rs 10/qtl to 315/qtl for current Sugar Season linked to basic recovery of 10.25%.
- State Advised Price (SAP) for SS 23-24 has been announced to be increased by ₹20/Quintal to ₹370/Quintal for early variety.
- As per the Molasses Policy 23-24, levy obligation has been changed to 19% of BH and 26.22% of CH molasses produced.
- Imposed ban on molasses export

Indian Bio-Fuels Scenario



- ESY 23-24, CH derived ethanol price increased from Rs. 49.41 per litre to Rs. 56.28 per litre. Also, maize derived ethanol price increased from Rs. 66.07 per litre to Rs. 71.86 per litre. Feedstock wise prevailing ethanol prices are as under:-

S. No.	Name of Feedstock used for producing Ethanol	Basic Rate for Ethanol (Rs. Per Ltr) (ESY 22-23)	Basic Rate for Ethanol (Rs. Per Ltr) (At present)
1	Sugarcane Juice / Sugar / Sugar Syrup	65.61	65.61
2	B-Heavy Molasses	60.73	60.73
3	C-Heavy Molasses	49.41	56.28
4	Damaged Food Grain	64.00	64.00
5	Maize	66.07	71.86

- Ethanol Supply Status:-

Particulars	Qty in Crore Litres		
	ESY 23-24	ESY 22-23	Variance
	Till 07.04.2024	Till 16.04.2023	%
Total Qty Requirement - OMC	825.00	600.00	37.50
Contracts finalised by OMC	320.53	518.40	-38.17
Total Quantity supplied to OMC	234.74	208.70	12.48
By Sugar Sector	130.47	174.73	-25.33
By Other Sector (Grain)	104.27	33.97	206.95
Break up Ethanol supplied by Sugar Sector			
From Sugarcane Juice	52.62	107.33	-50.97
From B Hy. Molasses	65.57	64.72	1.31
From C Hy. Molasses	12.28	2.68	358.21
Total	130.47	174.73	-25.33
Sugar Diverted thr Syrup & B Hy (lac Ton)	13.14	21.28	-38.25
Average Blending %	11.98	11.59	3.36

A close-up photograph of a person's hands, with soil on them, holding a small, vibrant green seedling with several leaves. The background is a dark, textured surface of soil. The lighting is warm, highlighting the texture of the hands and the soil.

Balanced Growth for a Sustainable Tomorrow

Summary of ESG content

Our ESG Strategy Construct



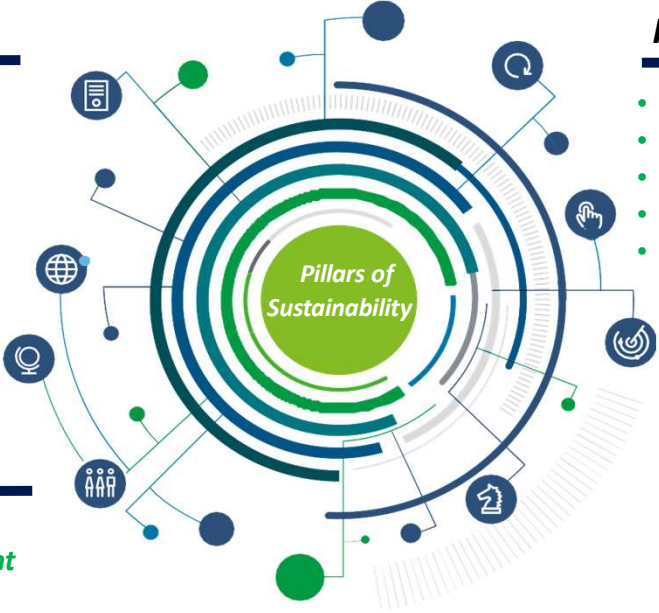
During FY 2022-23, the Company conducted a materiality assessment to identify sustainability issues that are important to both the company and its stakeholders. This assessment involved identifying potential issues, engaging with stakeholders to understand their perspectives, and prioritizing the most important issues to address. Basis the same, DBO's ESG strategy construct is designed comprising four pillars: Responsible Governance, People First, Purposeful Products and Resource Efficient Operations. Each pillar plays a crucial role in promoting long-term value creation, mitigating risks, and fostering positive impacts on the environment, society, and the company's stakeholders.

Responsible Governance

- Organizational ethics, values and governance
- IT and Cybersecurity
- Compliance Management
- Innovation

People First

- Diversity and inclusion
- Training and development
- Health, safety and well-being
- Human rights and labour standards
- Community contribution



Purposeful Products

- Sustainable agriculture
- Sustainable Supply Chain Management
- Opportunity in Health and nutrition
- Product Stewardship

Resource Efficient Operations

- Energy and Emission Management
- Water
- Waste
- Biodiversity restoration

Our Contribution to UN SDGs



Our material topics align with the following Sustainable Development Goals set forth by United Nations (UN SDGs)



Responsible Governance

Organisational ethics, values and governance	16 PEACE, JUSTICE AND STRONG INSTITUTIONS
IT and Cybersecurity	9 INDUSTRY, INNOVATION AND INFRASTRUCTURE
Compliance Management	16 PEACE, JUSTICE AND STRONG INSTITUTIONS
Innovation	9 INDUSTRY, INNOVATION AND INFRASTRUCTURE



People First

Diversity and Inclusion	5 GENDER EQUALITY	10 REDUCED INEQUALITIES
Training and Development	4 QUALITY EDUCATION	
Health, Safety and Well-being	3 GOOD HEALTH AND WELL-BEING	
Human Rights and Labor Standards	8 DECENT WORK AND ECONOMIC GROWTH	16 PEACE, JUSTICE AND STRONG INSTITUTIONS
Community Contribution	11 SUSTAINABLE CITIES AND COMMUNITIES	



Purposeful Products

Sustainable agriculture	12 RESPONSIBLE CONSUMPTION AND PRODUCTION	15 LIFE ON LAND
Sustainable Supply Chain Management	12 RESPONSIBLE CONSUMPTION AND PRODUCTION	15 LIFE ON LAND
Opportunity in Health and nutrition	3 GOOD HEALTH AND WELL-BEING	
Product Stewardship	12 RESPONSIBLE CONSUMPTION AND PRODUCTION	



Resource Efficient Operations

Energy and Emission Management	7 AFFORDABLE AND CLEAN ENERGY	13 CLIMATE ACTION
Water	6 CLEAN WATER AND SANITATION	
Waste	12 RESPONSIBLE CONSUMPTION AND PRODUCTION	
Biodiversity Restoration	12 RESPONSIBLE CONSUMPTION AND PRODUCTION	15 LIFE ON LAND

THANK YOU



Dhampur Bio Organics Limited:

Nalin Kumar Gupta, CFO: nalingupta@dhampur.com



Ernst & Young LLP:

Rohit Anand: Rohit.anand4@in.ey.com

Abhishek Bhatt: Abhishek.bhatt3@in.ey.com

Riddhant Kapur: Riddhant.kapur@in.ey.com

